



FERRI®


ZME

OFFSET/IN-LINE VERGE MOWERS SPECIFICALLY DESIGNED FOR COMPACT TRACTORS

GROUP A



6-rows spiral rotor



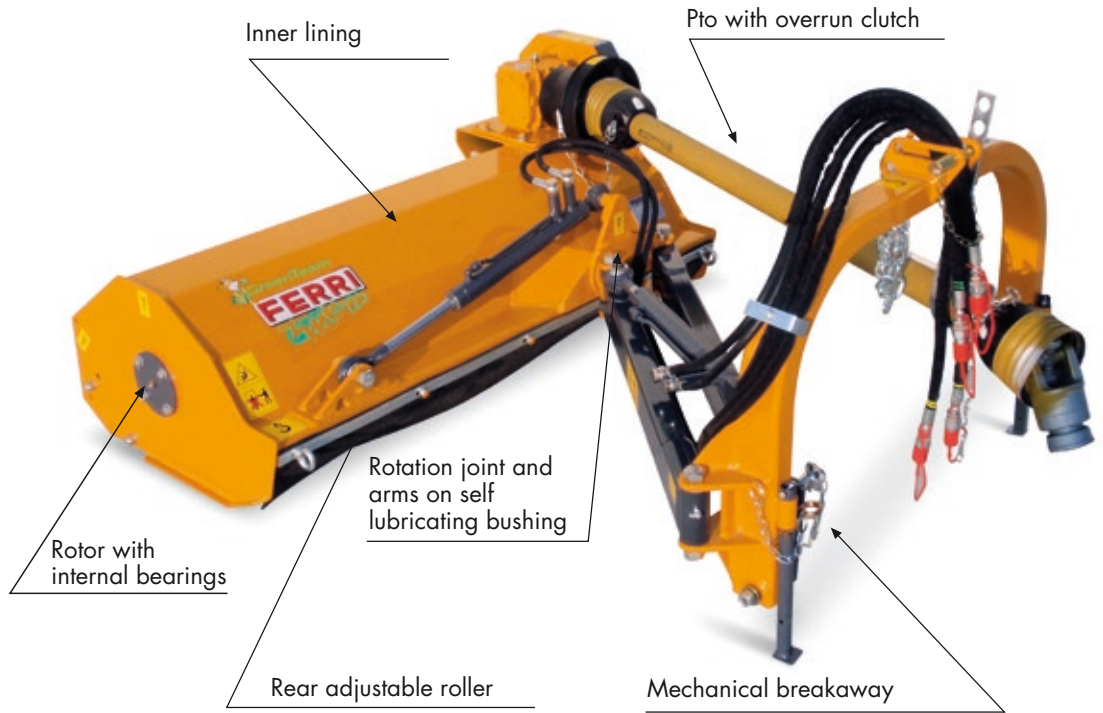
Floating frame to follow the ground contours




Rotation joint on self lubricating bushing

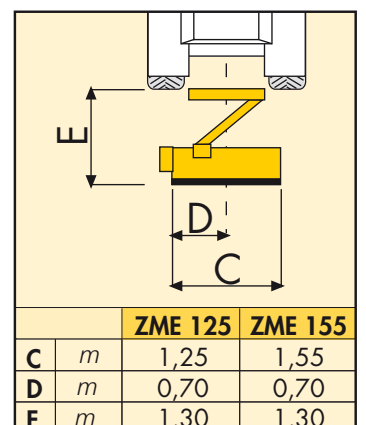
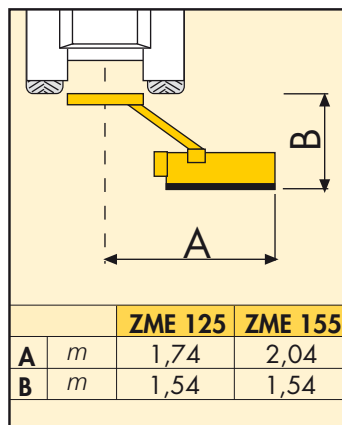
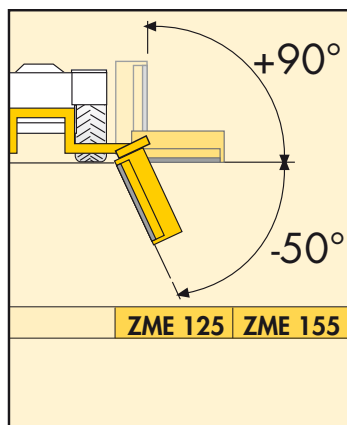


Rotor internal sealed bearings



HP Tractor		18	25	30	40	Min. tractor weight Kg	Min. tractor width m
ZME125						700	1,10
ZME155						900	1,20

Working positions (m)





Technical data

Model	Cutting width <i>m</i>	Max sidesliding* <i>m</i>	Flail head angle		Weight <i>Kg</i>	Pto <i>Rpm</i>	Belts <i>n°</i>	Blade tip speed <i>m/sec</i>
			<i>degrees</i>					
ZME125	1,25	1,74	↓ 50°	90° ↑	263	540	3	45
ZME155	1,55	2,04	↓ 50°	90° ↑	285	540	3	45

* Reach measured from tractor centre line to head edge

Machines

Model

ZME125 56 Articulated "Y" blades

ZME155 72 Articulated "Y" blades

Accessories

Kit distributor with floating - in case the tractor is not equipped with double acting valves (cod. ZME12501)

Flails

Articulated "Y" flails for grass and bushes
Ø max 1,5 cm



Cod. 0901133

Equipped with:

Mechanical breakaway



Hydraulic sideshift cylinder

Hydraulic cylinder for head positioning

Rotation joint and arms on self lubricating bushing



Rotor with internal bearings

Rear adjustable roller Ø 100 cm – 3 positions

Main housing with inner lining

Front and rear protection of flail head

Pto with overrun clutch

Packing

Warning

Suitable for tractors equipped with 1 distributor provided with 2 double acting sections, one of which with floating. In case the tractor has only one acting, it will be necessary to fit the kit distributor with floating (see option.)

IT IS RECOMMENDED that the connection between tractor and shredder and its setting up should be made with the Dealer according the instructions and warnings listed on our Use and Maintenance Manual. For further information please contact our after sales service.